


Modeling
the acoustic duration
of English derivatives with
linear discriminative
learning



Background



Motivation

Phonetic detail varies by morphological structure.

- ▶ Morphological information must still be present at the phonetic level.

e.g., Plag et al. 2020, Zuraw et al. 2020,
Tomaschek et al. 2019, Ben Hedia 2019, Plag & Ben Hedia 2018,
Plag et al. 2017, Seyfarth et al. 2017, Ben Hedia & Plag 2017, Hay 2007, 2003

Many models of the morphology-phonology interaction and of speech production do not allow for post-lexical access to morphological information (e.g., bracket erasure).

- ▶ They cannot account for such findings.

e.g., Chomsky & Halle 1968, Kiparsky 1982, Dell 1986,
Levelt et al. 1999, Roelofs & Ferreira 2019, Turk & Shattuck-Hufnagel 2020



Linear discriminative learning

- ▶ end-to-end model
- ▶ associations between form and meaning
- ▶ learning and experience

- ▶ **Morphological information** can be expected to be reflected in **phonetic detail**.

cf. Baayen et al. 2019b



... a win-win paradigm?

psycholinguistic research on
phonetic detail and phonetic-
phonological interfaces



methods from computer linguistics,
(discriminative) machine learning,
“big data”, speech technology

explanandum: processing apparatus
explanans: behavioral data

explanandum: behavioral data
explanans: processing apparatus

- ▶ **Linear discriminative learning** is one example of this symbiosis.

Pirelli et al. 2020



Research questions

1. How well can LDL account for the **durational variation** of derivatives?
2. What do effects of LDL-derived measures tell us about **speech production**?
3. What does LDL tell us about the role of **morphological functions**?





Data

		<i>tokens</i>	<i>types</i>	<i>derivational functions</i>
AudioBNC	audio data	4530	363	DIS, NESS, LESS, ATION, IZE

Coleman et al. 2012



Data

		<i>tokens</i>	<i>types</i>	<i>derivational functions</i>
AudioBNC	audio data	4530	363	DIS, NESS, LESS, ATION, IZE
AudioBNC	training data		363 + 4813	DIS, NESS, LESS, ATION, IZE, AGAIN, AGENT, EE, ENCE, FUL, IC, INSTRUMENT, ISH, IST, IVE, LY, MENT, MIS, NOT, ORDINAL, OUS, OUT, SUB, UNDO, Y, MONOMORPHEMIC
TASA				
Baayen et al. 2019				

Coleman et al. 2012, Ivens & Koslin 1991, Baayen et al. 2019b



Matrices

C matrix

S matrix

	$\#k\{$	$k\{t$	$\{t\#$	$\#h\{$	$h\{p$
$k\{t$	1	1	1	0	0
$h\{p\}n\{s$	0	0	0	1	1
$w\{k$	0	0	0	0	0
$l\{e\}m\{n$	0	0	0	0	0



Matrices

C matrix

	#k{	k{t	{t#	#h{	h{p
k{t	1	1	1	0	0
h{pInIs	0	0	0	1	1
w{k	0	0	0	0	0
lEm@n	0	0	0	0	0

S matrix

	CAT	HAPPINESS	WALK	LEMON
k{t	0.000000	-6.24e-05	4.71e-05	-0.000138
h{pInIs	-0.000110	0.0000000	0.000194	-2.20E-05
w{k	0.000304	-0.0002335	0.000000	-3.74E-05
lEm@n	-7.28e-05	-2.41e-07	-2.68e-05	0.00000

Matrices

learning algorithm in TASA
 Baayen et al. 2019

752,130 sentences,
 10,719,386 tokens



lexome-to-lexome matrix

	CAT	HAPPINESS	NESS	WALK
CAT	0.000000	-6.24E-05	-0.0003179	4.71E-05
HAPPINESS	-0.000110	0.00000000	0.032476	0.000194
NESS	-0.000450	0.0346008	0.000000	-0.0001
WALK	0.000304	-0.0002335	-9.76E-06	0.000000
LEMON	-7.28E-05	-2.41E-07	-0.0001247	-2.68E-05



C matrix

	#k{	k{t	{t#	#h{	h{p
k{t	1	1	1	0	0
h{pInIs	0	0	0	1	1
w{k	0	0	0	0	0
lEm@n	0	0	0	0	0

S matrix

	CAT	HAPPINESS	WALK	LEMON
k{t	0.000000	-6.24e-05	4.71e-05	-0.000138
h{pInIs	-0.000110	0.00000000	0.000194	-2.20E-05
w{k	0.000304	-0.0002335	0.000000	-3.74E-05
lEm@n	-7.28e-05	-2.41e-07	-2.68e-05	0.000000

Baayen et al. 2019b



Two networks

Idiosyncratic Network

 $\overrightarrow{\text{happiness}}$

Vectors do not contain explicit information about morphological function

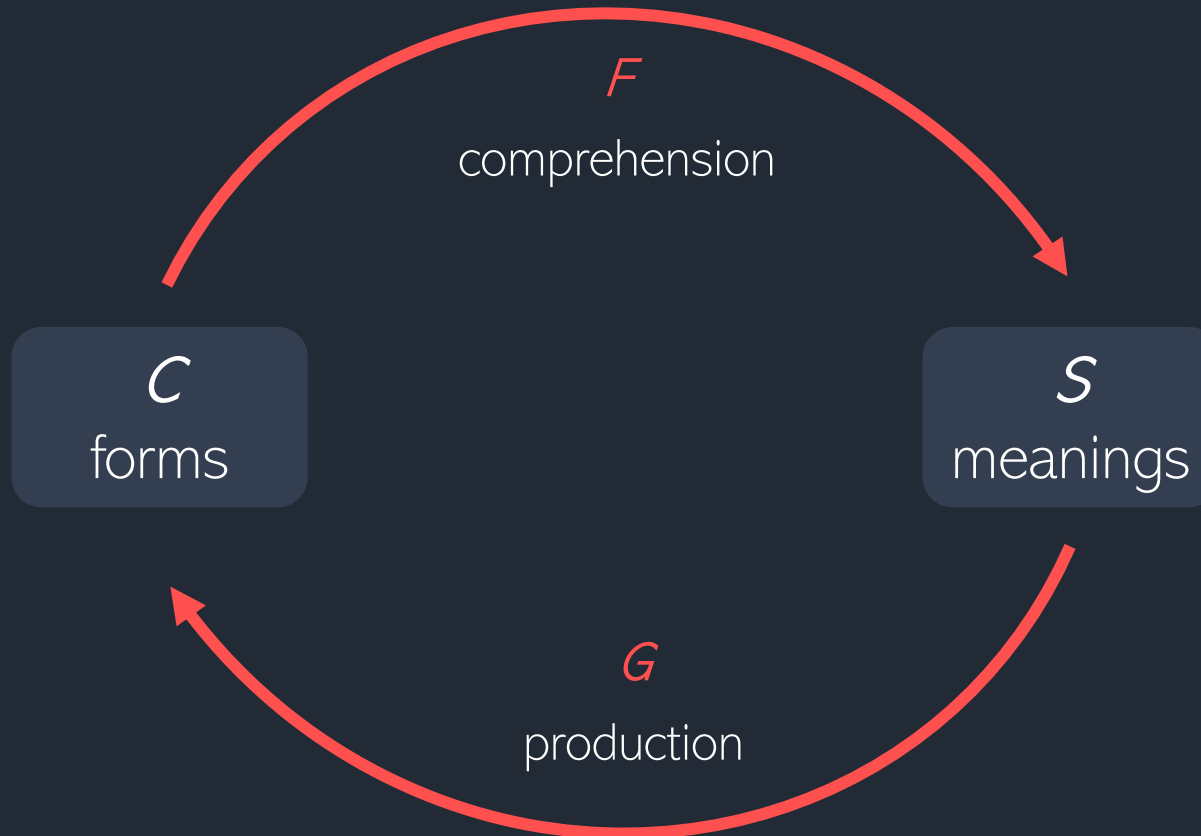
Morphology Network

 $\overrightarrow{\text{happiness}} + \overrightarrow{\text{NESS}}$

Vectors do contain explicit information about morphological function



Comprehension and production mapping





Comprehension and production mapping

predicting meanings

$$\hat{S} = CF$$

predicting forms

$$\hat{C} = SG$$



Modeling durations


linear models and mixed effects models with random intercept for word type

response variable

- ▶ DURATION DIFFERENCE
residuals of a linear model $\text{OBSERVED DURATION} \sim \text{BASELINE DURATION}$

predictors

- ▶ MEAN WORD SUPPORT
- ▶ PATH ENTROPIES
- ▶ SEMANTIC VECTOR LENGTH
- ▶ SEMANTIC DENSITY
- ▶ TARGET CORRELATION
- ▶ SPEECH RATE





Network accuracy

Idiosyncratic Network

Morphology Network

comprehension	81 %	82 %
production	99 %	99 %



Explained variance of variables predicting duration

Idiosyncratic Network

Morphology Network

R ² adj. Im	.38	.37
R ² mar. Imer	.37	.36

traditional model with
 WORD FREQUENCY, RELATIVE FREQUENCY, BIGRAM
 FREQUENCY, BIPHONE PROBABILITY, AFFIX, SPEECH RATE

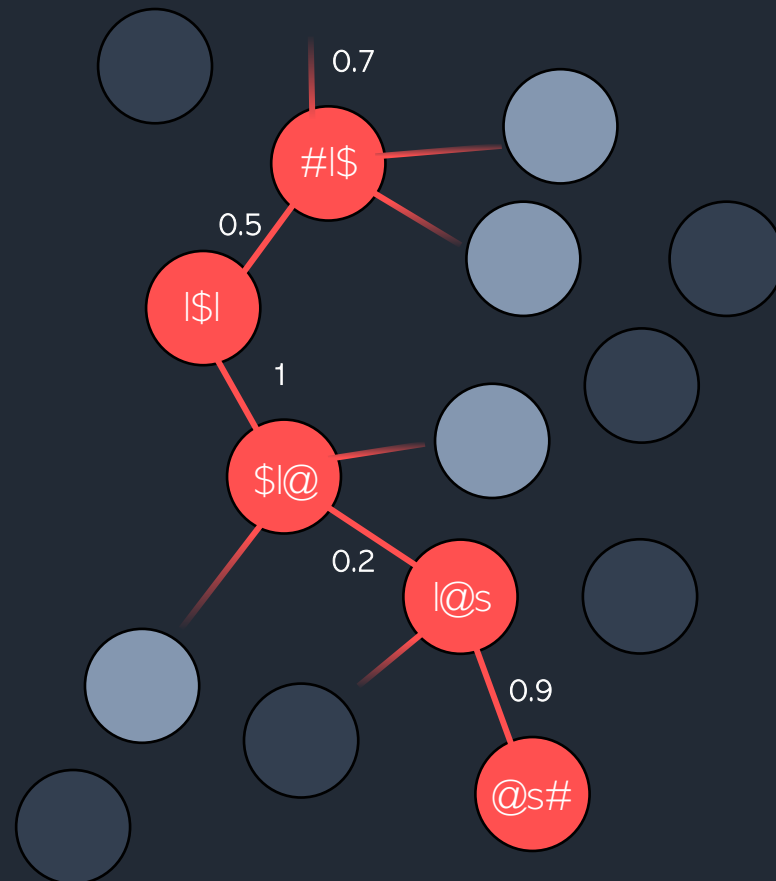
R ² adj. Im	.37
R ² mar. Imer	.37



MEAN WORD SUPPORT

$\frac{\text{sum of path supports}}{\text{number of path nodes}}$

can represent
articulatory certainty

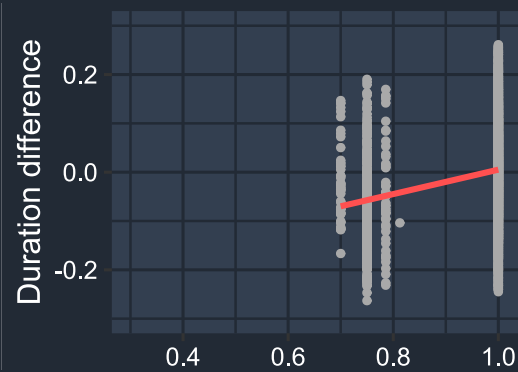
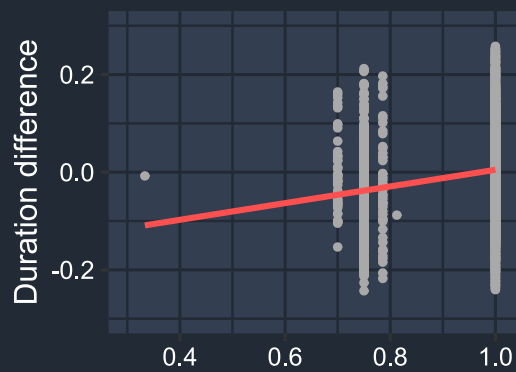




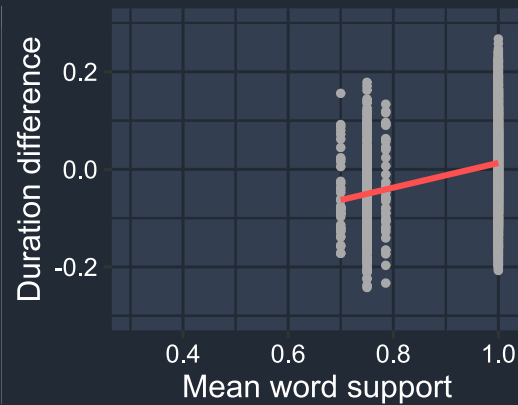
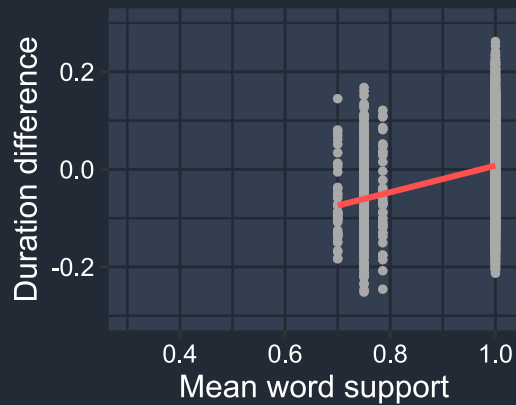
MEAN WORD SUPPORT

Idiosyncratic Network

Morphology Network



lms



lmers



PATH ENTROPIES

Shannon entropy
of path supports

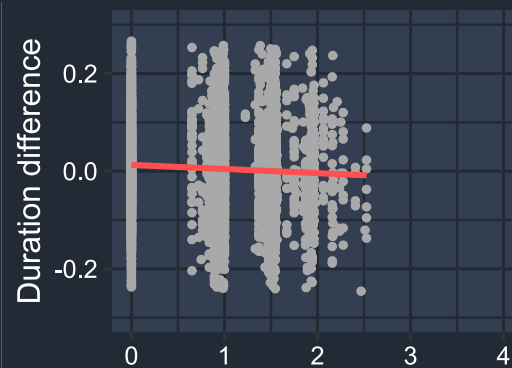
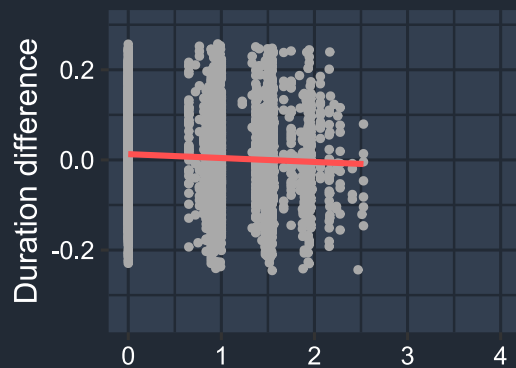
can represent
articulatory uncertainty



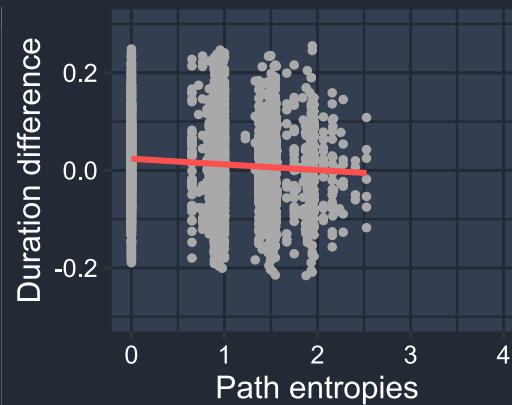
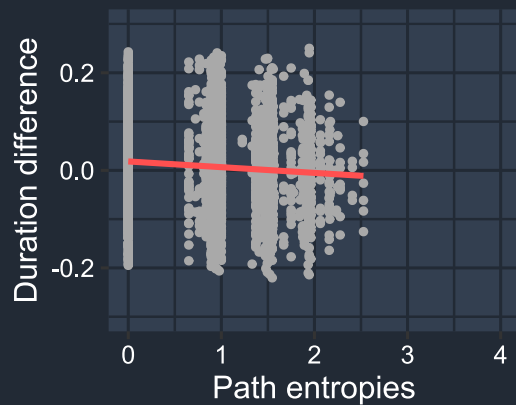
PATH ENTROPIES

Idiosyncratic Network

Morphology Network



Ims



Imers



SEMANTIC DENSITY

mean correlation of \hat{s}
with top 8 neighbors

can represent
semantic transparency

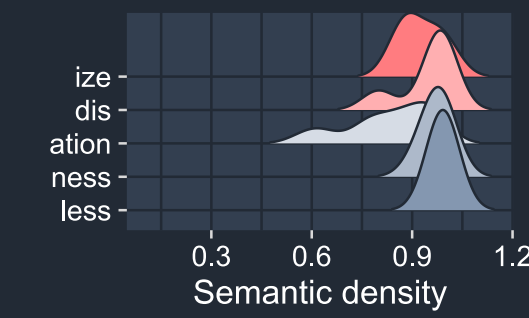
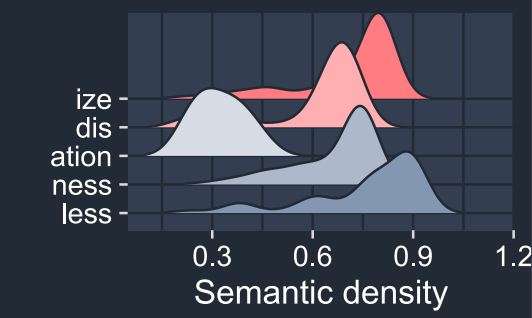
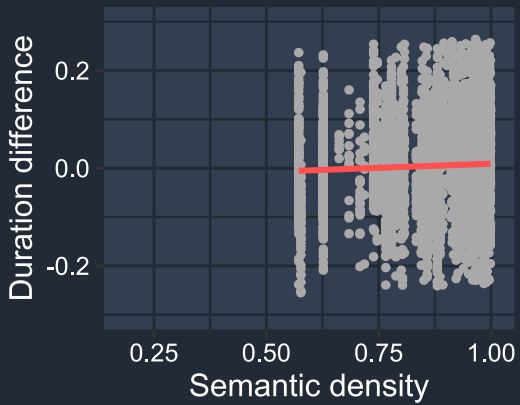
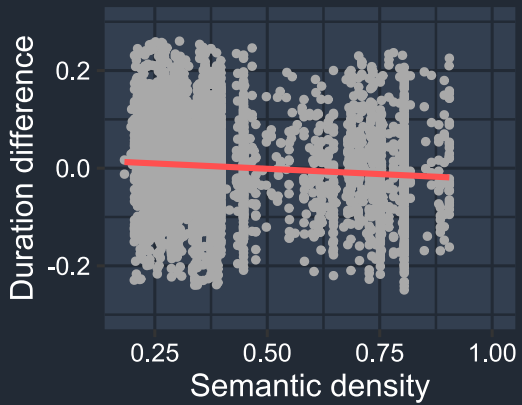


SEMANTIC DENSITY

Idiosyncratic Network

Morphology Network

lms





SEMANTIC VECTOR LENGTH

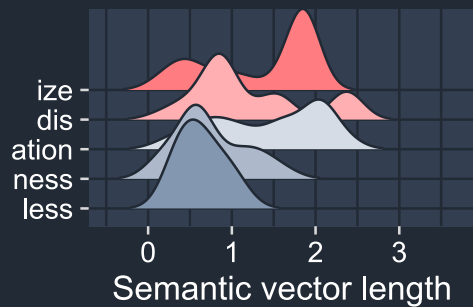
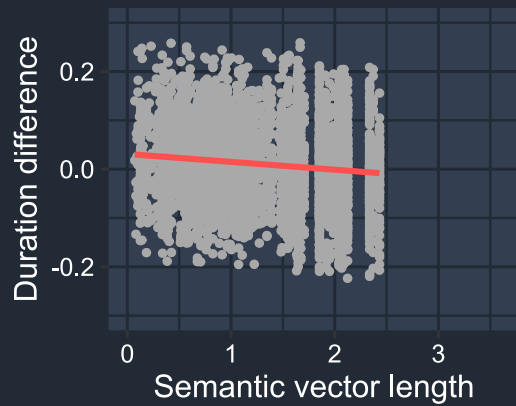
L1 distance of \hat{s}

can represent
activation diversity or polysemy

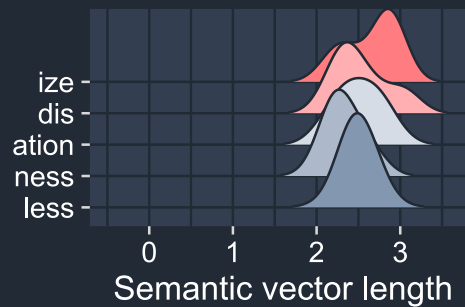
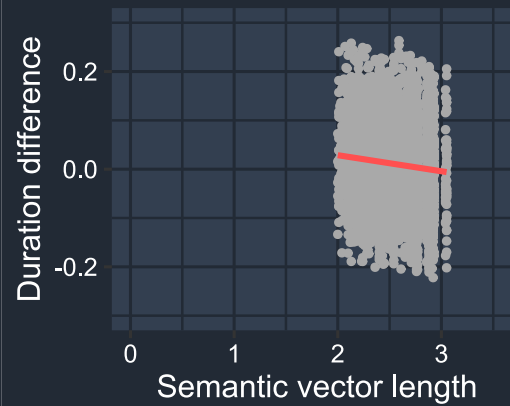


SEMANTIC VECTOR LENGTH

Idiosyncratic Network



Morphology Network



Imers



Discussion



1. How well can LDL account for the durational variation of derivatives?

LDL-derived variables are successful in **predicting derivative durations**.

- ▶ This is further evidence that discriminative models are a promising approach to speech production where morpho-phonetic effects are not unexpected.

cf., e.g., Baayen et al. 2019, Chuang et al. 2020,
Tomaschek et al. 2019, Tucker et al. 2019



2. What do effects of LDL-derived measures tell us about speech production?

Higher **certainty** is associated with **lengthening**,
higher **uncertainty** is associated with **shortening**.

cf. Tomaschek et al. 2019,
Kuperman et al. 2007,
Cohen 2014, Cohen 2015,
Tucker et al. 2019,
this study

Higher semantic **transparency** can be associated
with **lengthening** and with **shortening**.

There are different expectations in the literature.

cf. Hay 2003, 2007,
Plag & Ben Hedia 2018,
Zuraw et al. 2020;
but cf. Tucker et al. 2019,
Schreuder & Baayen 1997,
Plag & Baayen 2009

Higher semantic **activation diversity**
is associated with **shortening**.

cf. Tucker et al. 2019



3. What does LDL tell us about the role of morphological functions?

Differences between **morphological functions** can emerge even from the Idiosyncratic Network without morphological function vectors.

Some of these differences mirror traditional classifications from the literature.

- ▶ **Semantic density** is higher for words with **NESS**, **LESS** and **DIS** than for words with **ATION** (cf. transparency of *-ness*, *-less*, and *dis-* vs. *-ation*).
- ▶ **Semantic vector length** was highest for **IZE** and **ATION** words (cf. semantics of *-ize* and *-ation* vs. *-less*, *dis-*, and *-ness*).

cf. Bauer et al. 2013; Plag 2018



Future directions

We think it could be worthwhile to...

- ▶ analyze durations for a larger dataset with more derivational functions.
- ▶ train lexome-to-lexome vectors without coding for function lexomes in the first place.
- ▶ explore how to build vectors for words with multiple derivational functions.



Conclusion



Takeaways

- ▶ **Phonetic data** can be modeled successfully with a linear discriminative learning approach.
- ▶ Higher articulatory certainty is associated with **lengthening**, higher activation diversity with **shortening**.
- ▶ Differences between **morphological functions** are successfully captured by the semantic vectors in the network.



Thank you!



- ▶ Arnold, D., Tomaschek, F., Sering, K., Lopez, F., and Baayen, R. H. (2017). Words from spontaneous conversational speech can be recognized with human-like accuracy by an error-driven learning algorithm that discriminates between meanings straight from smart acoustic features, bypassing the phoneme as recognition unit. *PLoS ONE* 12, e0174623. doi: 10.1371/journal.pone.0174623.
- ▶ Baayen, R. H. (2008). *Analyzing Linguistic Data: A practical introduction to statistics using R*. Cambridge: Cambridge University Press.
- ▶ Baayen, R. H., Chuang, Y.-Y., and Heitmeier, M. (2019a). *WpmWithLdl: Implementation of Word and Paradigm Morphology with Linear Discriminative Learning*. R package. <http://www.sfs.uni-tuebingen.de/~hbaayen/software.html>.
- ▶ Baayen, R. H., Chuang, Y.-Y., Shafaei-Bajestan, E., and Blevins, J. P. (2019b). The discriminative lexicon. A unified computational model for the lexicon and lexical processing in comprehension and production grounded not in (de)composition but in linear discriminative learning. *Complexity* 2019, 1–39.
- ▶ Baayen, R. H., and Milin, P. (2010). Analyzing reaction times. *International Journal of Psychological Research* 3, 12–28. doi: 10.21500/20112084.807.
- ▶ Baayen, R. H., Milin, P., Đurđević, D. F., Hendrix, P., and Marelli, M. (2011). An amorphous model for morphological processing in visual comprehension based on naive discriminative learning. *Psychological Review* 118, 438–481. doi: 10.1037/a0023851.
- ▶ Baayen, R. H., Milin, P., and Ramscar, M. (2016). Frequency in lexical processing. *Aphasiology* 30, 1174–1220.



- ▶ Baayen, R. H., Piepenbrock, R., and Gulikers, L. (1995). *The CELEX Lexical Database*. Philadelphia: Linguistic Data Consortium.
- ▶ Bates, D., Mächler, M., Bolker, B., and Walker, S. (2015). Fitting linear mixed-effects models using lme4. *Journal of Statistical Software* 67, 1–48. doi: 10.18637/jss.v067.i01.
- ▶ Bauer, L., Lieber, R., and Plag, I. (2013). *The Oxford reference guide to English morphology*. Oxford: Oxford University Press.
- ▶ Bell, A., Brenier, J. M., Gregory, M., Girand, C., and Jurafsky, D. (2009). Predictability effects on durations of content and function words in conversational English. *Journal of Memory and Language* 60, 92–111.
- ▶ Ben Hedia, S. (2019). *Gemination and degemination in English affixation: Investigating the interplay between morphology, phonology and phonetics*. Berlin: Language Science Press.
- ▶ Ben Hedia, S., and Plag, I. (2017). Gemination and degemination in English prefixation. Phonetic evidence for morphological organization. *Journal of Phonetics* 62, 34–49.
- ▶ Beręsewicz, M. (2015). calc.relip.mm: Variable importance for mixed models. <https://gist.github.com/BERENZ/e9b581a4b7160357934e>.
- ▶ Bertram, R., Baayen, R. H., and Schreuder, R. (2000). Effects of family size for complex words. *Journal of Memory and Language* 42, 390–405. doi: 10.1006/jmla.1999.2681.
- ▶ Blevins, J. P. (2016). The minimal sign. In *The Cambridge handbook of morphology*, ed. A. Hippisley and G. Stump (Cambridge: Cambridge University Press), 50–69.
- ▶ Boersma, P., and Weenik, D. J. M. (2001). *Praat: Doing phonetics by computer*. <http://www.praat.org/>.
- ▶ Burnage, G. (1990). *CELEX: A guide for users*. Nijmegen: Centre for Lexical Information.



- ▶ Caselli, N. K., Caselli, M. K., and Cohen-Goldberg, A. M. (2016). Inflected words in production. Evidence for a morphologically rich lexicon. *The Quarterly Journal of Experimental Psychology* 69, 432–454.
- ▶ Chatterjee, S., and Hadi, A. S. (2006). *Regression analysis by example*. 4th ed. Hoboken: John Wiley & Sons.
- ▶ Chomsky, N., and Halle, M. (1968). *The sound pattern of English*. New York, Evanston, London: Harper and Row.
- ▶ Chuang, Y.-Y., Vollmer, M. L., Shafaei-Bajestan, E., Gahl, S., Hendrix, P., and Baayen, R. H. (2020). The processing of pseudoword form and meaning in production and comprehension. A computational modeling approach using linear discriminative learning. *Behavior Research Methods*. doi: 10.3758/s13428-020-01356-w.
- ▶ Cohen, C. (2014). Probabilistic reduction and probabilistic enhancement. Contextual and paradigmatic effects on morpheme pronunciation. *Morphology* 24, 291–323.
- ▶ Cohen, C. (2015). Context and paradigms. *The Mental Lexicon* 10, 313–338. doi: 10.1075/ml.10.3.01.coh.
- ▶ Coleman, J., Baghai-Ravary, L., Pybus, J., and Grau, S. (2012). *Audio BNC: The audio edition of the Spoken British National Corpus*. <http://www.phon.ox.ac.uk/AudioBNC>.
- ▶ Davies, M. (2008). *The Corpus of Contemporary American English: 450 million words, 1990–present*. <http://corpus.byu.edu/coca/>.
- ▶ Dell, G. S. (1986). A spreading-activation theory of retrieval in sentence production. *Psychological Review* 93, 283–321. doi: 10.1037/0033-295X.93.3.283.



- ▶ Divjak, D. (2019). *Frequency in language: Memory, attention and learning*. Cambridge: Cambridge University Press.
- ▶ Edwards, J., Beckman, M. E., and Munson, B. (2004). The interaction between vocabulary size and phonotactic probability effects on children's production accuracy and fluency in nonword repetition. *Journal of Speech, Language, and Hearing Research* 47, 421–436. doi: 10.1044/1092-4388(2004/034).
- ▶ Engemann, U. M., and Plag, I. (2021). Phonetic reduction and paradigm uniformity effects in spontaneous speech. *The Mental Lexicon* 16, 165–198.
- ▶ Filipović Đurđević, D., and Kostić, A. (2021). We probably sense sense probabilities. *Language, Cognition and Neuroscience*, 1–28. doi: 10.1080/23273798.2021.1909083.
- ▶ Firth, J. R. (1957). A synopsis of linguistic theory, 1930–1955. In *Studies in linguistic analysis* (Oxford: Blackwell), 1–31.
- ▶ Gahl, S., Yao, Y., and Johnson, K. (2012). Why reduce? Phonological neighborhood density and phonetic reduction in spontaneous speech. *Journal of Memory and Language* 66, 789–806. doi: 10.1016/j.jml.2011.11.006.
- ▶ Grömping, U. (2006). Relative Importance for Linear Regression in R. The Package relaimpo. *Journal of Statistical Software* 17. doi: 10.18637/jss.v017.i01.
- ▶ Hay, J. (2001). Lexical frequency in morphology. Is everything relative? *Linguistics* 39, 1041–1070.
- ▶ Hay, J. (2003). *Causes and consequences of word structure*. New York, London: Routledge.
- ▶ Hay, J. (2007). The phonetics of un. In *Lexical creativity, texts and contexts*, ed. J. Munat (Amsterdam, Philadelphia: John Benjamins), 39–57.



- ▶ Howes, D. H., and Solomon, R. L. (1951). Visual duration threshold as a function of word-probability. *Journal of Experimental Psychology* 41, 401–410.
- ▶ Ivens, S. H., and Koslin, B. L. (1991). *Demands for reading literacy require new accountability measures*. Brewster: Touchstone Applied Science Associates.
- ▶ Kiparsky, P. (1982). Lexical morphology and phonology. In *Linguistics in the morning calm: Selected papers from SICOL*, ed. I.-S. Yang (Seoul: Hanshin), 3–91.
- ▶ Kunter, G. (2016). *Coquery: A free corpus query tool*. www.coquery.org.
- ▶ Kuperman, V., Pluymaekers, M., Ernestus, M., and Baayen, R. H. (2007). Morphological predictability and acoustic duration of interfixes in Dutch compounds. *The Journal of the Acoustical Society of America* 121, 2261–2271. doi: 10.1121/1.2537393.
- ▶ Kuznetsova, A., Brockhoff, P. B., and Christensen, R. H. B. (2016). lmerTest: Tests in linear fixed effects models. R package. <https://cran.r-project.org/web/packages/lmerTest/index.html>.
- ▶ Ladefoged, P., and Johnson, K. (2011). *A course in phonetics*. 6th ed. Boston: Wadsworth Cengage Learning.
- ▶ Levelt, W. J. M., Roelofs, A., and Meyer, A. S. (1999). A theory of lexical access in speech production. *Behavioral and Brain Sciences* 22, 1–38.
- ▶ Lindeman, R. H., Merenda, P. F., and Gold, R. Z. (1980). *Introduction to bivariate and multivariate analysis*. Glenview, London: Scott, Foresman and Company.
- ▶ Machač, P., and Skarnitzl, R. (2009). *Principles of phonetic segmentation*. Prague: Epocha Publishing House.



- ▶ Moore, E. H. (1920). On the reciprocal of the general algebraic matrix. *Bulletin of the American Mathematical Society* 26, 394–395.
- ▶ Munson, B. (2001). Phonological pattern frequency and speech production in adults and children. *Journal of Speech, Language, and Hearing Research* 44, 778–792. doi: 10.1044/1092-4388(2001/061).
- ▶ Penrose, R. (1955). A generalized inverse for matrices. *Mathematical Proceedings of the Cambridge Philosophical Society* 51, 406–413. doi: 10.1017/S0305004100030401.
- ▶ Pirrelli, V., Marzi, C., Ferro, M., Cardillo, F. A., Baayen, R. H., and Milin, P. (2020). Psycho-computational modelling of the mental lexicon: A discriminative learning perspective. In *Word knowledge and word usage: A cross-disciplinary guide to the mental lexicon*, ed. V. Pirrelli, I. Plag, and W. U. Dressler (Berlin, Boston: Mouton de Gruyter), 23–82.
- ▶ Plag, I. (2018). *Word-formation in English*. 2nd ed. Cambridge: Cambridge University Press.
- ▶ Plag, I., and Baayen, R. H. (2009). Suffix ordering and morphological processing. *Language* 85, 109–152. doi: 10.1353/lan.0.0087.
- ▶ Plag, I., and Balling, L. W. (2020). Derivational morphology: An integrative perspective on some fundamental questions. In *Word knowledge and word usage: A cross-disciplinary guide to the mental lexicon*, ed. V. Pirrelli, I. Plag, and W. U. Dressler (Berlin, Boston: Mouton de Gruyter), 295–335.
- ▶ Plag, I., and Ben Hedia, S. (2018). The phonetics of newly derived words: Testing the effect of morphological segmentability on affix duration. In *Expanding the lexicon: Linguistic innovation, morphological productivity, and ludicity*, ed. S. Arndt-Lappe, A. Braun, C. Moulin, and E. Winter-Froemel (Berlin, New York: Mouton de Gruyter), 93–116.



- ▶ Plag, I., Dalton-Puffer, C., and Baayen, R. H. (1999). Morphological productivity across speech and writing. *English Language and Linguistics* 3, 209–228. doi: 10.1017/S1360674399000222.
- ▶ Plag, I., Homann, J., and Kunter, G. (2017). Homophony and morphology. The acoustics of word-final S in English. *Journal of Linguistics* 53, 181–216.
- ▶ Plag, I., Lohmann, A., Ben Hedia, S., and Zimmermann, J. (2020). An <s> is an <s'>, or is it? Plural and genitive-plural are not homophonous. In *Complex words: Advances in morphology*, ed. L. Körtvélyessy and P. Stekauer (Cambridge: Cambridge University Press).
- ▶ Pluymaekers, M., Ernestus, M., and Baayen, R. H. (2005a). Articulatory planning is continuous and sensitive to informational redundancy. *Phonetica* 62, 146–159.
- ▶ Pluymaekers, M., Ernestus, M., and Baayen, R. H. (2005b). Lexical frequency and acoustic reduction in spoken Dutch. *The Journal of the Acoustical Society of America* 118, 2561–2569.
- ▶ R Core Team (2020). *R: A language and environment for statistical computing*. <http://www.R-project.org/>.
- ▶ Ramscar, M., and Yarlett, D. (2007). Linguistic self-correction in the absence of feedback. A new approach to the logical problem of language acquisition. *Cognitive Science* 31, 927–960. doi: 10.1080/03640210701703576.
- ▶ Ramscar, M., Yarlett, D., Dye, M., Denny, K., and Thorpe, K. (2010). The effects of feature-label-order and their implications for symbolic learning. *Cognitive Science* 34, 909–957. doi: 10.1111/j.1551-6709.2009.01092.x.
- ▶ Roelofs, A., and Ferreira, V. S. (2019). The architecture of speaking. In *Human language: From genes and brains to behavior*, ed. P. Hagoort (Cambridge, Massachusetts: MIT Press), 35–50.



- ▶ Saussure, F. de (1916). *Cours de linguistique générale*. Paris: Payot.
- ▶ Schreuder, R., and Baayen, R. H. (1997). How complex simplex words can be. *Journal of Memory and Language* 37, 118–139.
- ▶ Schuppler, B., van Dommelen, W. A., Koreman, J., and Ernestus, M. (2012). How linguistic and probabilistic properties of a word affect the realization of its final /t/. Studies at the phonemic and sub-phonemic level. *Journal of Phonetics* 40, 595–607.
- ▶ Seyfarth, S., Garellek, M., Gillingham, G., Ackerman, F., and Malouf, R. (2017). Acoustic differences in morphologically-distinct homophones. *Language, Cognition and Neuroscience* 33, 32–49.
- ▶ Shafaei-Bajestan, E., Moradipour-Tari, M., Uhrig, P., and Baayen, R. H. (2020). LDL-AURIS: Error-driven learning in modeling spoken word recognition. *PsyArXiv*, 1–36. doi: 10.31234/osf.io/v6cu4.
- ▶ Sóskuthy, M., and Hay, J. (2017). Changing word usage predicts changing word durations in New Zealand English. *Cognition* 166, 298–313.
- ▶ Tomaschek, F., Plag, I., Ernestus, M., and Baayen, R. H. (2019). Phonetic effects of morphology and context. Modeling the duration of word-final S in English with naïve discriminative learning. *Journal of Linguistics*, 1–39.
- ▶ Torreira, F., and Ernestus, M. (2009). Probabilistic effects on French [t] duration. *INTERSPEECH*, 448–451.
- ▶ Tucker, B., Sims, M., and Baayen, R. H. (2019). Opposing forces on acoustic duration. Preprint submitted to Elsevier. *PsyArXiv*, 1–38. doi: 10.31234/osf.io/jc97w.
- ▶ Tucker, B. V., and Ernestus, M. (2016). Why we need to investigate casual speech to truly understand language production, processing and the mental lexicon. *The Mental Lexicon* 11, 375–400. doi: 10.1075/ml.11.3.03tuc.



- ▶ Turk, A., and Shattuck-Hufnagel, S. (2020). *Speech timing: Implications for theories of phonology, speech production, and speech motor control*. New York: Oxford University Press.
- ▶ Turnbull, R. (2018). Patterns of probabilistic segment deletion/reduction in English and Japanese. *Linguistics Vanguard* 4. doi: 10.1515/lingvan-2017-0033.
- ▶ Vitevitch, M. S., and Luce, P. A. (2004). A web-based interface to calculate phonotactic probability for words and nonwords in English. *Behavior Research Methods, Instruments, and Computers* 36, 481–487.
- ▶ Walsh, L., Hay, J., Derek, B., Grant, L., King, J., Millar, P., Papp, V., and Watson, K. (2013). The UC QuakeBox Project. Creation of a community-focused research archive. *New Zealand English Journal* 27, 20–32.
- ▶ Widrow, B., and Hoff, M. E. (1960). Adaptive switching circuits. *WESCON Convention Record Part IV*, 96–104.
- ▶ Zimmerer, F., Scharinger, M., and Reetz, H. (2014). Phonological and morphological constraints on German /t/-deletions. *Journal of Phonetics* 45, 64–75. doi: 10.1016/j.wocn.2014.03.006.
- ▶ Zuraw, K., Lin, I., Yang, M., and Peperkamp, S. (2020). Competition between whole-word and decomposed representations of English prefixed words. *Morphology*, 10.1007/s11525-020-09354-6. doi: 10.1007/s11525-020-09354-6.



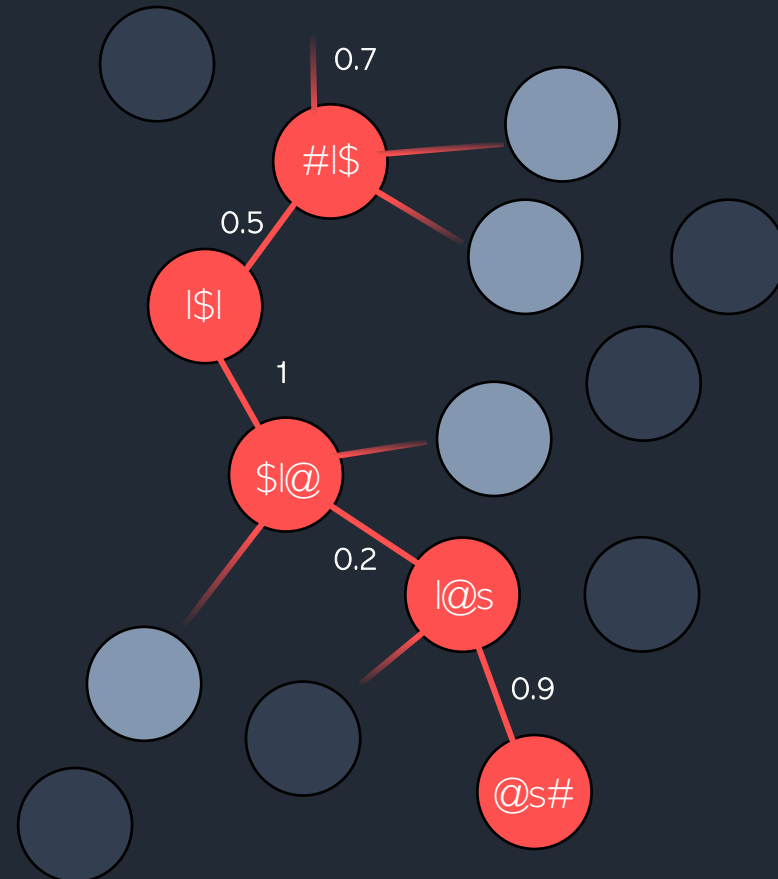
Appendix



MEAN WORD SUPPORT

$\frac{\text{sum of path supports}}{\text{number of path nodes}}$

can represent
articulatory certainty

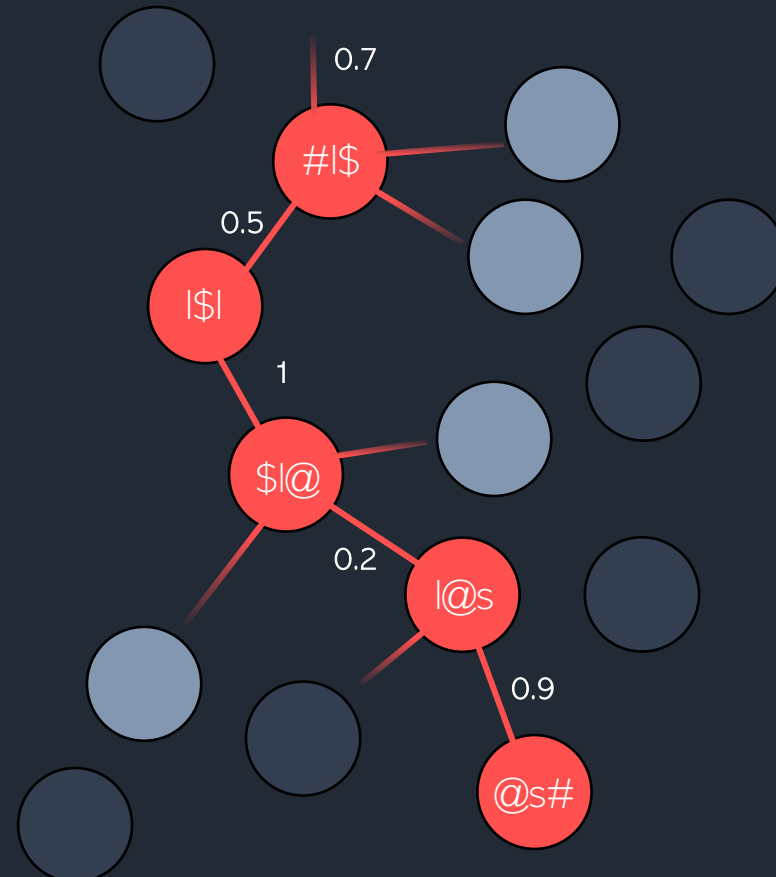




PATH ENTROPIES

Shannon entropy
of path supports

can represent
articulatory uncertainty





Three networks

Idiosyncratic Network

 $\overrightarrow{\text{happiness}}$

Vectors contain:

idiosyncratic
information about
derivative,no information about
morphological
function

Morphology Network

 $\overrightarrow{\text{happiness}} + \overrightarrow{\text{NESS}}$

Vectors contain:

idiosyncratic
information about
derivative,information about
morphological
function

Base Network

 $\overrightarrow{\text{happy}} + \overrightarrow{\text{NESS}}$

Vectors contain:

no idiosyncratic
information about
derivative,information about
morphological
function



Network accuracy

	Idiosyncratic Network	Morphology Network	Base Network
comprehension	81 %	82 %	83 %
production	99 %	99 %	98 %

Similarity of semantic matrices

Idiosyncratic Network	↔	Morphology Network	$r = .08$
Idiosyncratic Network	↔	Base Network	$r = .1$
Base Network	↔	Morphology Network	$r = .9$



Explained variance of variables predicting duration

Idiosyncratic Network

R^2 adj. Im .38

R^2 mar. Imer .37

Morphology Network

.37

.36

Base Network

.36

.35

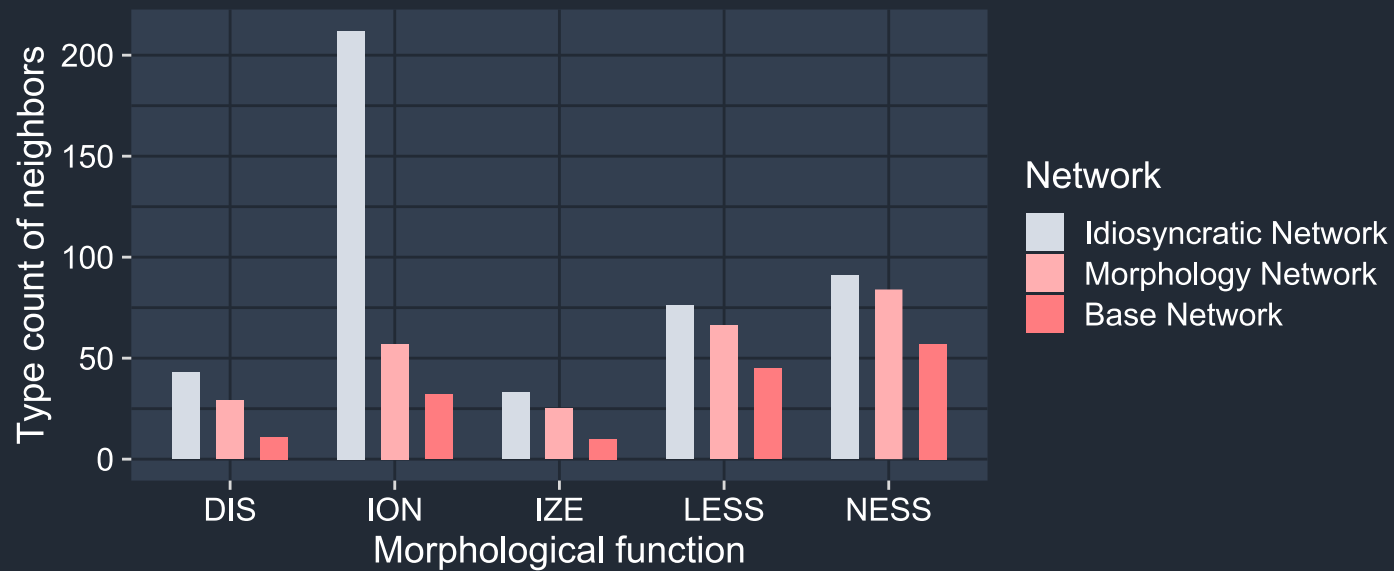
traditional model with
 WORD FREQUENCY, RELATIVE FREQUENCY, BIGRAM
 FREQUENCY, BIPHONE PROBABILITY, AFFIX, SPEECH RATE

R^2 adj. Im .37

R^2 mar. Imer .37



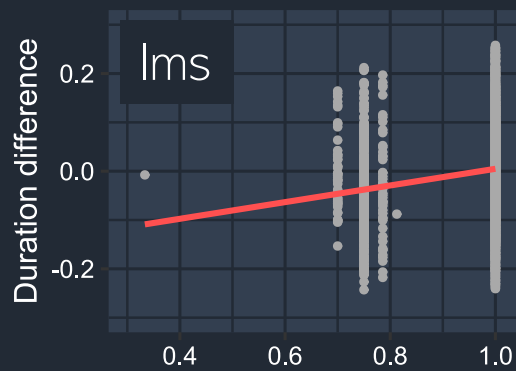
Type count of top 8 neighbors



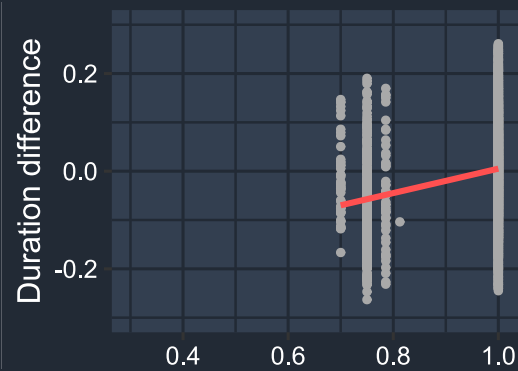


MEAN WORD SUPPORT

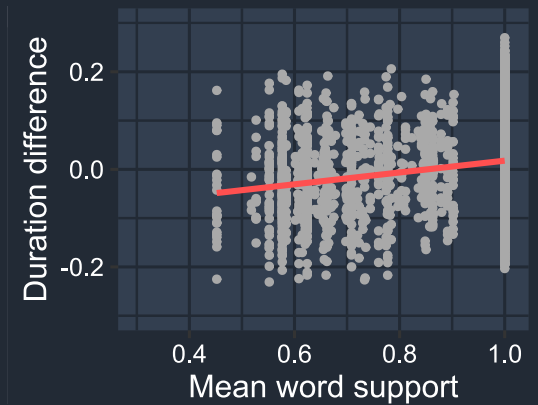
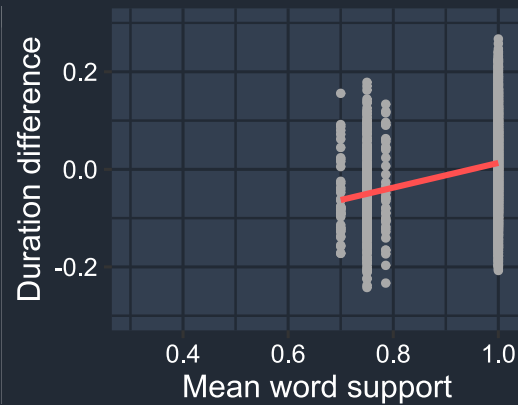
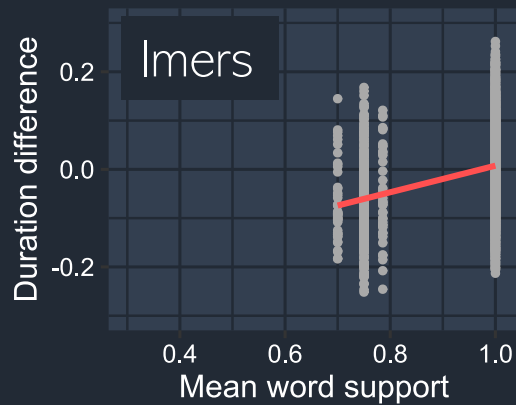
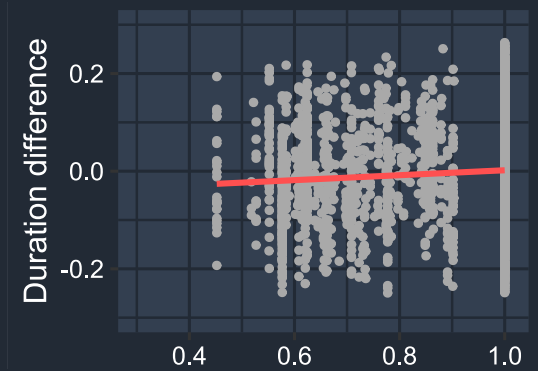
Idiosyncratic Network



Morphology Network



Base Network



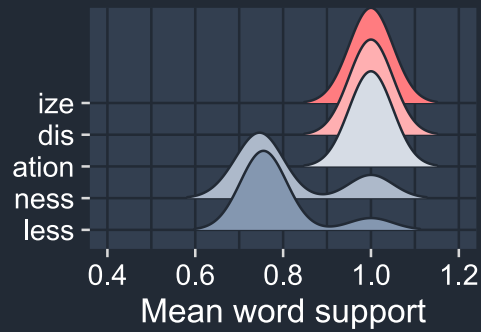


MEAN WORD SUPPORT

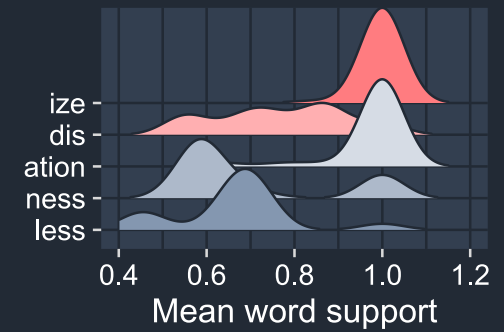
Idiosyncratic Network



Morphology Network



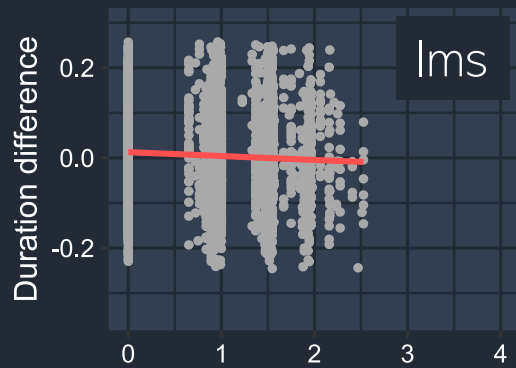
Base Network



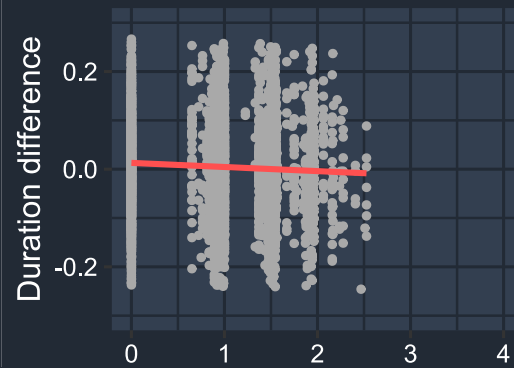


PATH ENTROPIES

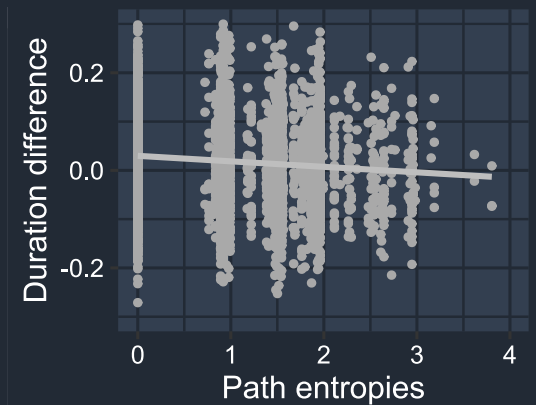
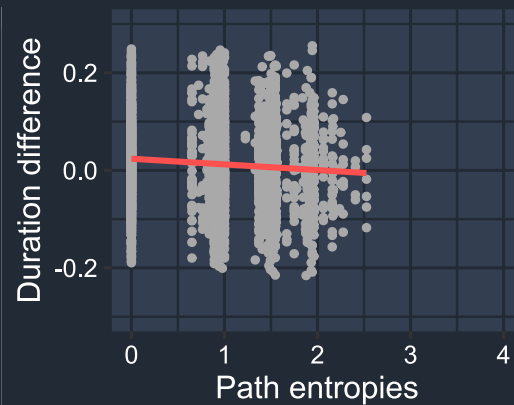
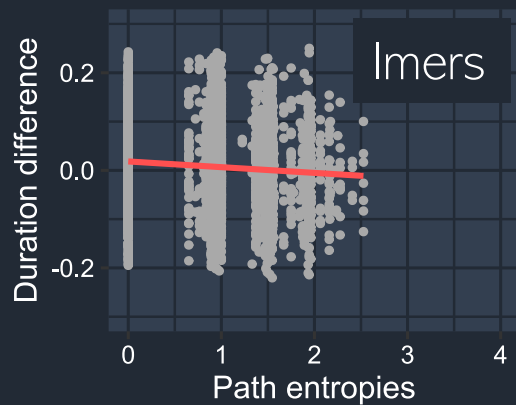
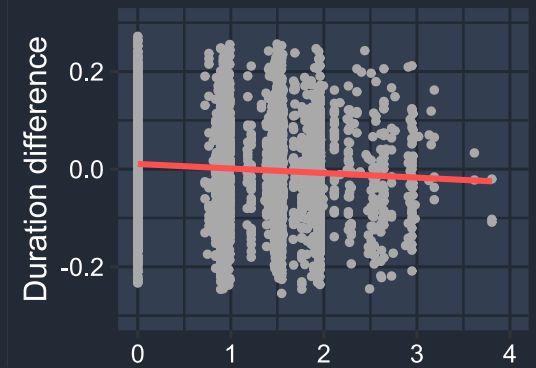
Idiosyncratic Network



Morphology Network



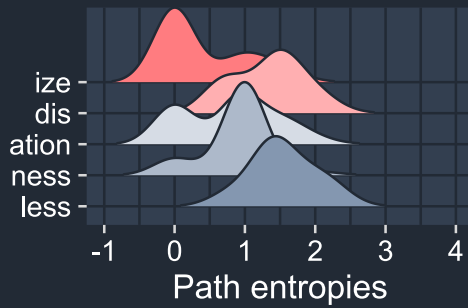
Base Network



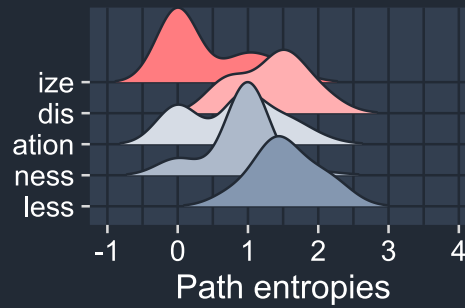


PATH ENTROPIES

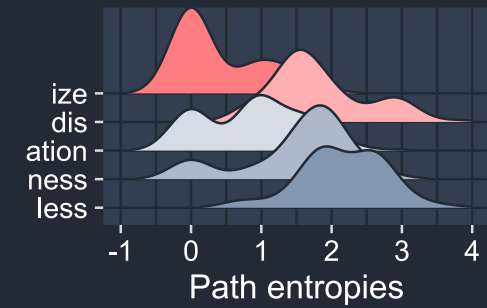
Idiosyncratic Network



Morphology Network

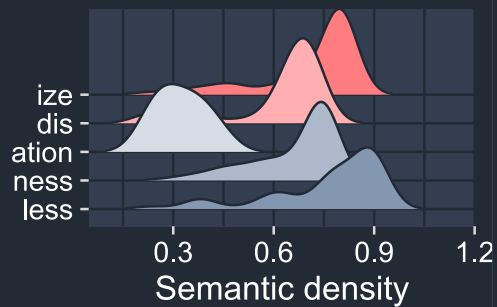
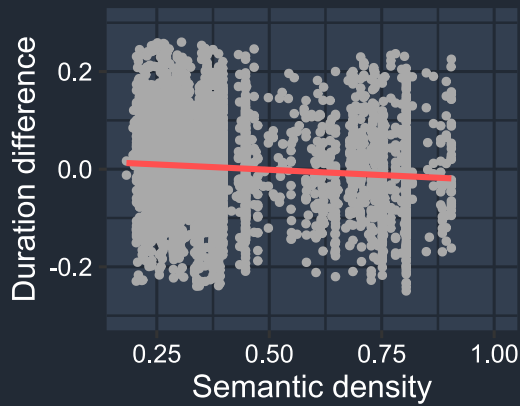


Base Network

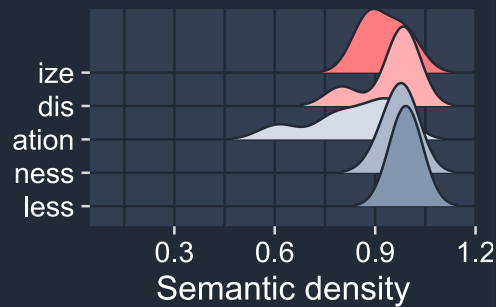
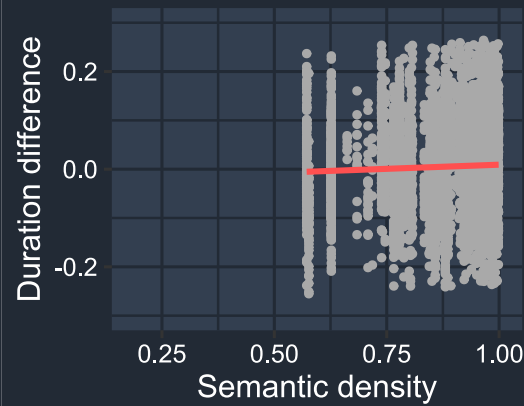


SEMANTIC DENSITY I_{ms}

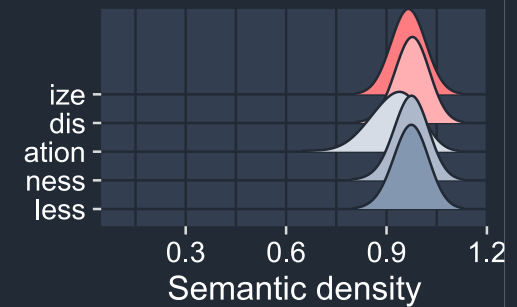
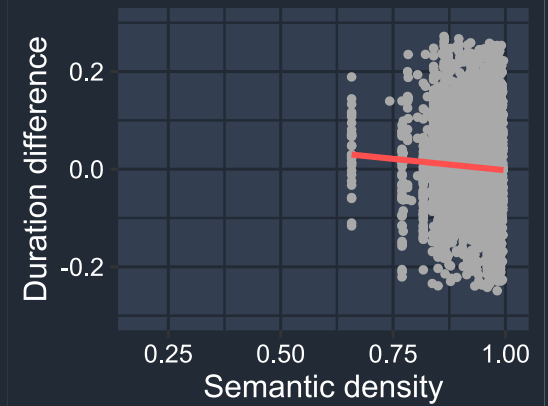
Idiosyncratic Network



Morphology Network



Base Network

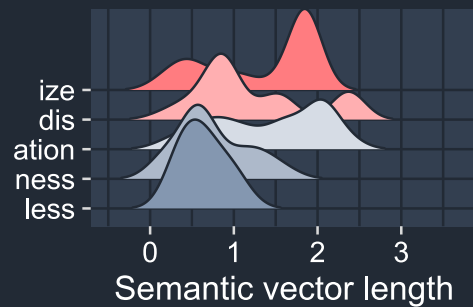
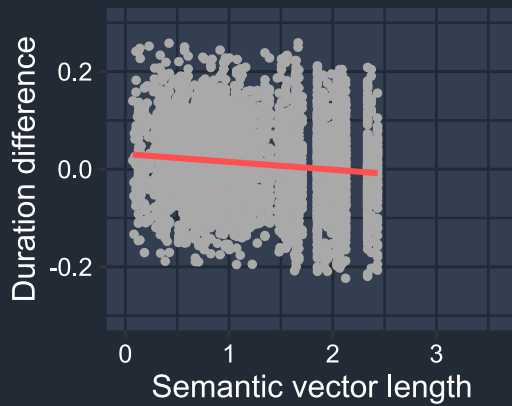




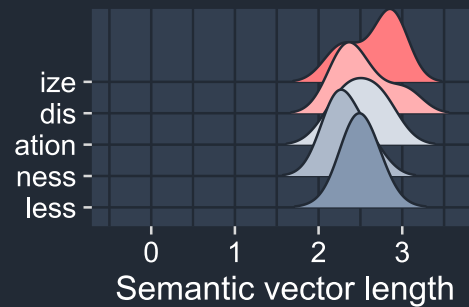
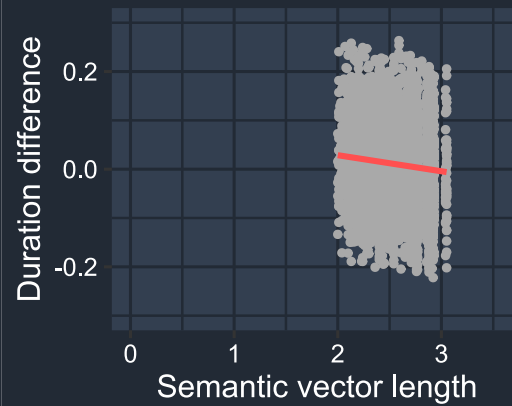
SEMANTIC VECTOR LENGTH

Imers

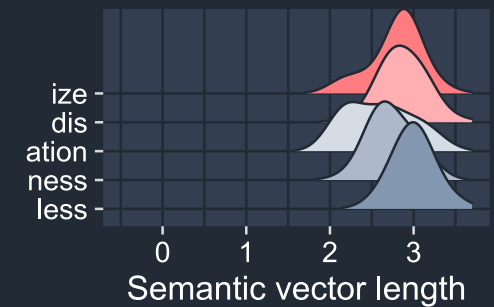
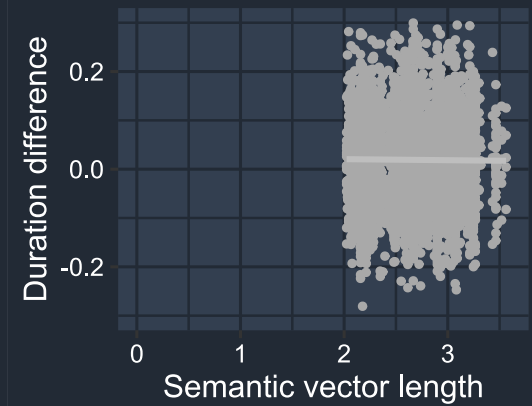
Idiosyncratic Network



Morphology Network



Base Network





Standard linear regression models

	Idiosyncratic Network model			Morphology Network model			Base Network model		
	<i>Estimate</i>	<i>SE</i>		<i>Estimate</i>	<i>SE</i>		<i>Estimate</i>	<i>SE</i>	
Intercept	0.216901	0.026210	***	0.090708	0.025887	***	0.408246	0.029999	***
MEAN WORD SUPPORT	0.170726	0.023507	***	0.250262	0.020700	***	0.050723	0.012716	***
PATH ENTROPIES	-0.008688	0.002242	***	-0.008442	0.002309	***	-0.009342	0.002259	***
SEMANTIC DENSITY	-0.043545	0.008925	***	0.033868	0.012372	**	-0.093906	0.025844	***
SPEECH RATE	-0.058757	0.001148	***	-0.058602	0.001159	***	-0.058702	0.001171	***
<i>N</i>	4448			4456			4456		
<i>R</i> ² <i>adjusted</i>	0.3778			0.3742			0.3623		



Mixed-effects regression models

	Idiosyncratic Network model			Morphology Network model			Base Network model		
	<i>Estimate</i>	<i>SE</i>		<i>Estimate</i>	<i>SE</i>		<i>Estimate</i>	<i>SE</i>	
Intercept	1.328e-01	4.601e-02	**	2.146e-01	6.024e-02	***	2.595e-01	2.510e-02	***
MEAN WORD SUPPORT	2.722e-01	4.600e-02	***	2.535e-01	4.572e-02	***	1.211e-01	2.654e-02	***
PATH ENTROPIES	-1.173e-02	5.625e-03	*	-1.163e-02	5.633e-03	*			
SEMANTIC VECTOR LENGTH	-1.606e-02	6.860e-03	*	-3.294e-02	1.550e-02	*			
SPEECH RATE	-5.944e-02	1.116e-03	***	-5.937e-02	1.116e-03	***	-5.936e-02	1.117e-03	***
<i>N</i>	4357			4358			4357		
<i>R</i> ² <i>marginal</i>	0.3690016			0.3638608			0.3487138		



Traditional models

	Traditional standard regression model			Traditional mixed-effects model		
	<i>Estimate</i>	<i>SE</i>		<i>Estimate</i>	<i>SE</i>	
Intercept	3.888e-01	8.345e-03	***	4.159e-01	1.106e-02	***
WORD FREQUENCY	4.970e-08	3.764e-08		-2.608e-07	2.328e-07	
RELATIVE FREQUENCY	-2.136e-05	4.166e-05		-1.446e-05	8.931e-05	
BIGRAM FREQUENCY	-6.542e-07	6.293e-07		7.978e-07	6.382e-07	
MEAN BIPHONE PROBABILITY	-5.188e+00	8.872e-01	***	-7.167e+00	1.545e+00	***
AFFIX ation						
dis	8.145e-03	6.700e-03		-1.405e-03	1.438e-02	
ize	-2.316e-02	5.251e-03	***	-1.491e-02	1.377e-02	
less	-5.749e-02	8.226e-03	***	-7.569e-02	1.524e-02	***
ness	-5.473e-02	5.700e-03	***	-3.630e-02	1.295e-02	**
SPEECH RATE	-5.893e-02	1.163e-03	***	-5.986e-02	1.116e-03	***
<i>N</i>	4450			4354		
<i>R</i> ² <i>adjusted/marginal</i>	0.3731			0.3705799		
<i>R</i> ² <i>conditional</i>				0.5344904		



Relative importance of variables

	Relative importance metrics (Img)							
	Idiosyncratic Network		Morphology Network		Base Network		Traditional model	
	Im	Imer	Im	Imer	Im	Imer	Im	Imer
MEAN WORD SUPPORT	0.0089	0.1649	0.0148	0.0956	0.0025	0.1641		
PATH ENTROPIES	0.0023	0.0031	0.0023	0.0017	0.0030			
SEMANTIC DENSITY	0.0067		0.0020		0.0014			
SEMANTIC VECTOR LENGTH		0.0064		0.0399				
SPEECH RATE	0.3605	0.1946	0.3556	0.2266	0.3559	0.1845	0.3561	0.2140
WORD FREQUENCY							0.0007	0.0065
RELATIVE FREQUENCY							0.0006	0.0044
BIGRAM FREQUENCY							0.0007	0.0034
MEAN BIPHONE PROBABILITY							0.0025	0.1178
AFFIX							0.0136	0.0246
total variance explained	0.3778	0.3690	0.3742	0.3639	0.3623	0.3487	0.3731	0.3706



Extract from closest semantic neighbors of DIS words

Word	Phones	Neighbors							
Idiosyncratic Network									
disarm	dls,m	m1d1	kInt	w{m	m{mb5	kr{Nkl	n5zl	bl{Nkl	
disband	dlsb{nd	m1d1	kInt	bl{Nkl	w{m	m{mb5	kr{Nkl	plpln	
discard	dlsk,d	dls@r1	dlst1st	dlskrEdlt	dlsgr1s	dlskVmf@t	\$l	dls@b1	dls@ntEnt
discharge	dlsj,=	dlsI2k	dlsQnlst	dlstrVst	dls@gri	dlskVmf@t	dlsgr1s	dlsk@ntEnt	
disclose	dlskl5z	m1d1	kInt	m{mb5	w{m	bl{Nkl	n5zl	Slt	
discount	dlsk6nt	dlsQnlst	dlskVmf@t	dlsgr1s	dlsk@ntEnt	dlstrVst	dlst1st	dlsq2z	
discourse	dlsk\$s	dls@r1	dlst1st	dlskrEdlt	dlsgr1s	dlskVmf@t	dlspr@tl	dlsIQ=	
disease	dlziz	dlskVv@R	dls@p7R	dls\$d@R	dlsj,=	dlsI2k	dlsk6nt	dls@gri	
disgrace	dlsgr1s	dlst1st	dlskVmf@t	dls@r1	dlskrEdlt	dls@b1	dlsIQ=	dlspr@tl	
Morphology Network									
disarm	dls,m	dlsjun@tl	dls5n	dlsb{nd	dls@r1	dlskrEdlt	dlspr@tl	dls@b1	
disband	dlsb{nd	dlsjun@tl	dls5n	dls,m	dls@r1	dlskrEdlt	dls@b1	dlspr@tl	
discard	dlsk,d	dlskVmf@t	dlsgr1s	dlst1st	dlsQnlst	dls@r1	dlsk@ntEnt	dlsIQ=	
discharge	dlsj,=	dlsI2k	dlsQnlst	dlstrVst	dls@gri	dlskVmf@t	dlsgr1s	dlsk@ntEnt	
disclose	dlskl5z	dls@r1	dls5n	dls,m	dlskrEdlt	dlsjun@tl	dlsb{nd	dlspr@tl	
discount	dlsk6nt	dlskVmf@t	dlsQnlst	dlsgr1s	dlsI2k	dls@gri	dlstrVst	dlsq2z	
discourse	dlsk\$s	dlskVmf@t	dlsgr1s	dlst1st	dlsQnlst	dlsk@ntEnt	dls@r1	dlsrlg,d	
disease	dlziz	dlskVv@R	dls@p7R	dls\$d@R	dlsj,=	dlsI2k	dlsk6nt	dls@gri	
disgrace	dlsgr1s	dlst1st	dlskVmf@t	dls@r1	dlskrEdlt	dls@b1	dlsIQ=	dlspr@tl	
Base Network									
disarm	dls,m	dlsq2z	dlspr@tl	dlsqVst	dls@r1	dlsI2k	dls@bidj@ns	dlspl1s	
disband	dlsb{nd	dlsq2z	dlspr@tl	dls@r1	dlsqVst	dlsI2k	dlspl1s	dls@bidj@ns	
discard	dlsk,d	dlsq2z	dlspr@tl	dlsqVst	dls@r1	dls@bidj@ns	dlsI2k	dlspl1s	
discharge	dlsj,=	dlsq2z	dlspr@tl	dlsqVst	dls@r1	dlsI2k	dls@bidj@ns	dlsQnlst	
disclose	dlskl5z	dlsq2z	dlspr@tl	dlsqVst	dls@r1	dlsI2k	dls@bidj@ns	dlsIQ=	
discount	dlsk6nt	dlsq2z	dlspr@tl	dlsqVst	dls@r1	dls@bidj@ns	dlsI2k	dlsQnlst	
discourse	dlsk\$s	dlsq2z	dlspr@tl	dlsqVst	dls@r1	dlspl1s	dls@bidj@ns	dlsQnlst	
disease	dlziz	dlsq2z	dlspr@tl	dlsqVst	dls@r1	dls@bidj@ns	dlsI2k	dlsQnlst	
disgrace	dlsgr1s	dlsq2z	dlspr@tl	dlsqVst	dls@r1	dlsI2k	dls@bidj@ns	dlsQnlst	